THIS COPY IS PROVIDED ON A RESTRICTED BASIS AND IS NOT TO BE USED IN ANY WAY DETRIMENTAL TO THE INTERESTS OF PANDUIT CORP.

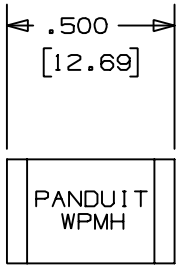

PANDUIT PART NO.	USE WITH THESE CABLE TIE CROSS-SECTIONS	WEIGHT 100 PCS lbs. (g)
WPMH-_	M,I,S,LH,H	0.61 (278)

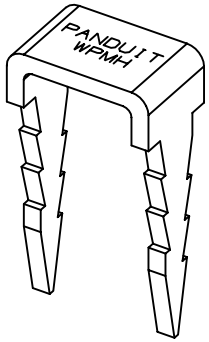

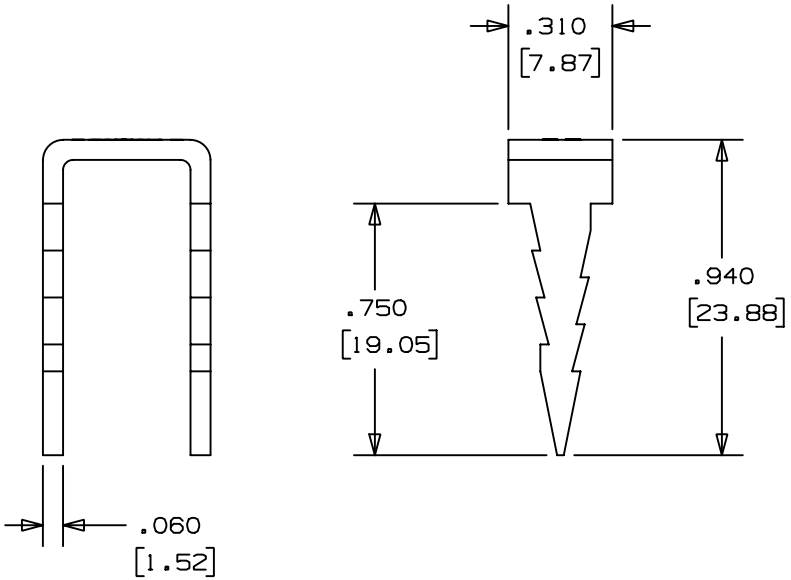

NOTES:
1. MATERIAL: 16 GA. C.R.S
2. FINISH: ZINC PLATE WITH CLEAR CHROMATE COATING.
3. CABLE TIE CROSS-SECTION CODE:
   M = MINATURE S = STANDARD
   I = INTERMEDIATE LH= LIGHT HEAVY
   H = HEAVY
4. FOR USE ON WOOD SURFACES, INSTALLED WITH A COMMON HAMMER.
5. PROTECTIVE GOOGLES SHOULD BE WORN DURING INSTALLATION.

NEITHER SELLER NOR MANUFACTURER SHALL BE LIABLE FOR ANY INJURY, LOSS OR DAMAGE, WHETHER DIRECT OR CONSEQUENTIAL, ARISING OUF OF THE USE OF THIS, OR INABILITY TO USE, THE PRODUCT. USER ASSUMES ALL RISK AND LIABILITY WHATSOEVER IN CONNECTION THEREWITH.

DIMENSIONS IN BRACKETS ARE METRIC [mm]

CAD FILENAME/LAYERS: G00239IW_PB_WPMH_00.PRT

PANDUIT CORP. TINLEY PARK, ILLINOIS

WPMH - WOOD PUSH MOUNT HEAVY

UNLESS OTHERWISE SPECIFIED, DIMENSIONAL TOLERANCES ARE:
(.X) ±0.05 [1.3] (.XXX) ±0.010 [0.25]
(.XX) ±0.02 [0.5] ANGLES ± 5°

UNLESS OTHERWISE SPECIFIED, ALL DIMENSIONS ARE GIVEN IN INCHES, THIRD ANGLE PROJECTION.

DRAWN BY: JAD
DATE: 11/29/01
CHK'D:
MAT'L: SEE NOTES 1 & 2
SCALE: NONE
DRAWING NO.: GB0239IW
DWG SIZE: A

REV	DATE	BY	CHK	DESCRIPTION	ECN	-	R	CUST	SUP
R	11/29/01	JAD		INITIAL RELEASE	GB0239IW		R		